2026 AETA and CETA/ACTE Joint Convention

Program

September 24–26, 2026
Madison, Wisconsin

American Embryo Transfer Association

CETA/ACTE®

2026 AETA and CETA/ACTE Joint Convention
September 24–26, 2026

Monona Terrace
Madison, Wisconsin

Wednesday, September 23		
7:00 am–5:00 pm	AETA Board of Directors Meeting	Dane Room
8:30 am–12:30 pm	CETA/ACTE Certification Exam	Meeting Room M
11:30 am–5:00 pm	CETA/ACTE Board of Directors Meeting	Wisconsin Room

Thursday, September 24		
6:30 am–5:00 pm	Registration Open	Exhibit Hall AB Foyer
6:30 am–3:30 pm	Golf Tournament at TPC Wisconsin (*additional registration required*) Transportation, breakfast, lunch, drink tickets, and prizes included! Rental clubs available for an additional fee. **Sponsored by Partnar Animal Health**	Meet bus at Hilton Monona Terrace for 6:30 am loading
7:00 am–5:00 pm ***Participants will be asked to sign an NDA and liability waivers ahead of participation.*** ***Note: Attendee names and affiliations will be shared ahead of the preconference. Attendees can opt in to share additional contact information during registration.***	**Preconference Tour of Reproduction In and Around Madison, WI** *(additional registration required)* (Transportation and lunch provided) 7:00 am: Board bus at Embassy Suites 7:30 am: Depart for ABS in Rio, WI **8:15 am–10:45 am: Tour of ABS** *A tour of the ABS Global Leeds Facility gives participants a practical look at how large-scale bovine semen production is managed through strong animal care, biosecurity, employee safety, reproductive technology, and sustainability practices. The visit is designed to connect veterinary principles with real-world production systems that support domestic and international markets.* 10:45 am: Depart ABS for lunch 11:00 am: Lunch at Sassy Cow Creamery 12:00 pm: Depart for Trans Ova in Madison, WI **12:30 pm–2:00 pm: Tour of Trans Ova** *Join Trans Ova Genetics for an exclusive behind-the-scenes look at the Madison Advancement Center (MAC), one of the industry's premier embryo production facilities. Attendees will rotate through three interactive sessions featuring:* • *MAC History, Production Data, and Embryo Performance—Explore the growth of MAC and the metrics driving reproductive success.* • *Laboratory Tour—Experience the embryo production process from oocyte handling through cryopreservation.* • *Fertilization Demonstration—Observe key laboratory techniques and protocols used to support embryo development. This unique tour offers veterinarians and reproductive professionals' practical insight into the science, technology, and expertise behind modern embryo production.*	Offsite: ABS, Boviteq, TOG Meet bus at Embassy Suites for 7:00 am loading

Thursday, September 24		
	2:00 pm: Depart for Boviteq in Madison, WI **2:30 pm–4:30 pm: Boviteq Laboratory Tour: A Practical Overview of Bovine IVF for Veterinary Professionals** *Join the Boviteq team for an interactive educational tour designed to provide veterinarians with a practical understanding of modern bovine in vitro fertilization (IVF). Participants will get a look at oocyte quality, bull selection, embryo production, and cryopreservation while learning the biological principles that influence success at each stage. Throughout the tour, attendees will explore current applications of IVF in both beef and dairy operations, discuss factors that impact donor and bull performance, review examples of oocyte and embryo quality, and gain practical insights to help guide client conversations and reproductive management decisions. Whether you are new to IVF or looking to strengthen your knowledge of today's technologies, this session will provide valuable, science-based information that can be applied in veterinary practice and in conversations with clients.* 4:30 pm: Depart for Embassy Suites 5:00 pm: Arrive at Embassy Suites	
7:00 am–5:00 pm ***Participants will be asked to sign a liability waiver ahead of participation.*** ***Note: Attendee names and affiliations will be shared ahead of the preconference. Attendees can opt in to share additional contact information during registration.***	**Lodi Veterinary Care Clinic Preconference: Laparoscopic Artificial Insemination (LAP AI) in Small Ruminants Wetlab** *(additional registration required)* (Transportation and lunch provided) Join Dr. Abigail Collison (Collison Veterinary Service), Dr. Tim Collison (Collison Veterinary Service), Marianna Jahnke (Iowa State University), Dr. Caitlin Messerschmidt (Wild Meadow Veterinary Service), and Dr. Clem Neely (SEK Genetics) *Want to learn a new procedure or improve your technique? Join our exclusive hands-on wetlab in small ruminant laparoscopic insemination (LAP AI). Guided by our experts in the field, be prepared to learn the fine details of small ruminant reproduction via LAP AI. Lecture will cover small ruminant reproductive physiology, estrus synchronization, equipment needs, semen assessment and handling, and general procedural elements. The wetlab will include participants practicing on high-fidelity models before doing live animal and true laparoscopic inseminations on client animals.* 8:00 am–12:00 pm: Lecture and LAP prep work 12:00 pm–1:00 pm: Lunch 1:00 pm–4:00 pm: Wetlab with live animals 4:00 pm: Depart for Hilton Monona Terrace 5:00 pm: Arrive at Hilton Monona Terrace	Offsite at Lodi Veterinary Clinic (Lodi, WI) Meet bus at Hilton Monona Terrace for 7:00 am loading

Thursday, September 24		
7:15 am–1:45 pm or 11:15 am–5:45 pm ***Note: Attendee names and affiliations will be shared ahead of the preconference. Attendees can opt in to share additional contact information during registration.***	**Minitube USA Preconference** *(additional registration required)* (Transportation and lunch provided for both sessions) *Join AETA and Minitube USA at their headquarters in Verona, Wisconsin, for an* ***exclusive preconference experience!*** *Participants will rotate through four hands-on stations: the MultiCoder semi-automatic lab printing system, the Androscope and precision pipetting, our OPU pump and new ultrasound technology, and MiniFlush media made right here in the United States. We will also cover quality control and straw quality. This is a great chance to sharpen your skills, see new innovations up close, and connect with other professionals in the industry.* *Minitube USA is proud to sponsor lunch for both morning and afternoon attendees, offering participants an exclusive opportunity to connect with others outside of their session. Transportation will also be provided. Each session holds up to 40 attendees for a more personal, hands-on experience.*	Offsite at Minitube (Verona, WI) AM: Meet bus at 7:15 am at Hilton Monona PM: Meet bus at 11:15 am at Hilton Monona
8:00 am–9:00 am	AETA Certification Committee Meeting	Meeting Rooms MQ
8:00 am–12:00 pm	CETA/ACTE Certification Exam Review *(for initial certification)*	Wisconsin Room
9:00 am–10:30 am	AETA Recertification Session 1 *(additional registration required)* Participants are **required to bring physical pictures** of straw, goblet, and cane labels, as well as a cane tap/top and an ABC form. Recertification Sessions 1 and 2 will cover the same content, so attendees only need to participate in one. Session 1 has been scheduled to allow interested participants to attend the Minitube Preconference session from 11:15 am to 5:45 pm.	Meeting Rooms MQ
12:00 pm–5:00 pm	Exhibitor and Poster Setup	Exhibit Hall B
2:30 pm–4:00 pm	AETA Recertification Session 2 *(additional registration required)* Participants are **required to bring physical pictures** of straw, goblet, and cane labels, as well as a cane tap/top and an ABC form. Recertification Sessions 1 and 2 will cover the same content, so attendees only need to participate in one. Session 1 has been scheduled to allow interested participants to attend the Minitube Preconference session from 11:15 am to 5:45 pm.	Meeting Rooms MQ
5:00 pm–8:00 pm	Preconference Social: "Taste of Wisconsin" (*additional registration required*) **Sponsored by Vetoquinol**	Monona Terrace Rooftop Gardens

Friday, September 25 **Audiovisual Sponsored by Boviteq**		
6:00 am–5:00 pm	Registration Open	Exhibit Hall AB Foyer
6:30 am–7:30 am	AETA Past Presidents and Board Breakfast	Meeting Room K
6:45 am–5:00 pm	Exhibits and Poster Session Open	Exhibit Hall B
6:45 am–7:45 am	Breakfast **Sponsored by MAI and PETS**	Exhibit Hall B
7:45 am–8:00 am	Welcome and Exhibitor/Sponsor Recognition	Exhibit Hall A
8:00 am–9:00 am	**Session 1: Management Factors That Can Impact Embryo Production** Presented by Dr. George Perry (Texas A&M Agrilife Research) *This presentation will discuss how timing and type of pre-breeding vaccination, nutritional changes, and transportation stress, and their effects on embryo development and fertility.*	Exhibit Hall A
9:00 am–10:00 am	**Session 2: Impact of Service Type, Semen Type, and Fetal Sex on Embryo Development and Pregnancy Outcomes in Lactating Dairy Cows** Presented by Megan Lauber, MS (University of Wisconsin–Madison) *This presentation will examine how service type (AI vs. ET), semen type (conventional vs. sexed), and fetal sex (male vs. female) affect in vivo embryo development and pregnancy outcomes in dairy cattle, where sexed semen use has grown despite ~80% relative fertility compared to conventional semen, and where sexual dimorphism during preimplantation development persists throughout gestation.*	Exhibit Hall A
10:00 am–10:45 am	Break and Poster Session: Visit with the exhibitors and sponsors! **Sponsored by MAI and PETS**	Exhibit Hall B
10:45 am–12:00 pm	**AETA Certification Session** *This session is required for AETA-certified individuals, and all are welcome.* Chaired by Dr. Clay Breiner (Cross Country Genetics)	Exhibit Hall A
10:45 am–12:00 pm	**CETA/ACTE Session** *An update from FASS* Presented by Jennifer Heaton and Sadie Potvin (FASS-ADSA)	Meeting Room LP
10:45 am–12:00 pm	Student/Technician Session **Hands-On IVF Embryo Evaluation and Grading** Presented by Dr. Jennifer Barfield (Colorado State University), Lauren Bell (Trans Ova Genetics), and Marianna Jahnke (Iowa State University) *Participants will have the opportunity to learn how to properly evaluate and grade IVF embryos. Participants will then look through microscopes at real IVF embryos to apply that knowledge.*	Hall of Ideas J
12:00 pm–1:00 pm	Student/Mentor Lunch *All students are welcome to attend!* *Lunch and beverages will be available in the room.*	Hall of Ideas F

Friday, September 25		
12:00 pm–1:00 pm	Lunch **Sponsored by MAI and PETS**	Exhibit Hall B
12:00 pm–1:00 pm	AETA and CETA/ACTE Joint Lunch	Meeting Room O
1:00 pm–2:00 pm	**Session 3: The Bull's Effect on Bovine IVF: Biological Variability and Its Impact on Efficiency and Profitability** Presented by Dr. Paula Rodriguez-Villamil (Genus plc/ABS) *This presentation examines the significant and quantifiable effect of the bull on the outcomes of in vitro bovine embryo production (IVF). Using real-world data from 71,263 IVF sessions and 5,464 bulls demonstrates that bull selection is the most impactful variable in the IVF chain, more so than the laboratory, the protocol, or the donor. The presentation addresses four key areas: (1) the documented effect of the bull on fertilization, (2) the affected production KPIs, (3) practical strategies to close this gap through customized SOPs and data governance, and (4) the real economic impact of using a low-fertility bull. The presentation concludes with a closed-loop optimization model that integrates batch monitoring, a "5-session barrier," and interlaboratory performance cards, geared toward more efficient, predictable, and cost-effective insemination.*	Exhibit Hall A
2:00 pm–3:00 pm	**Session 4: The Role Embryo Transfer Plays in Gene Editing in Terrestrial Livestock** Presented by Dr. Alison Van Eenennaam (University of California, Davis) *Gene editing in mammals can be undertaken in cells followed by cloning of that edited cell line or by introducing editing reagents into developing zygotes. Both are followed by embryo transfer of the developing embryo. This presentation will address the essential role of embryo transfer in the production of gene-edited livestock.*	Exhibit Hall A
3:00 pm–3:30 pm	Break and Poster Session: Visit with the exhibitors and sponsors! **Sponsored by MAI and PETS**	Exhibit Hall B
3:30 pm–4:30 pm	**Session 5: What Role Might Embryonic Stem Cells Play in the Future of Gene-Edited Livestock?** Presented by Dr. Alison Van Eenennaam (University of California, Davis) *Embryonic stem cells are immortal, pluripotent cells derived from the inner cell mass of an early embryo that can differentiate into all cell types. This session explores how stem cells from elite embryos could enable multiplex gene editing, followed by cloning to produce animals while avoiding the mosaicism associated with direct embryo editing.*	Exhibit Hall A

Friday, September 25		
4:30 pm–5:30 pm	**Session 6: Molecular Insights into Bovine Early Embryo Development Following Assisted Reproductive Technologies** Presented by Dr. Ellie Duan (Cornell University) *This presentation highlights how functional genomics advances our understanding of bovine embryo development and assisted reproductive technologies. Topics include ultrafast vitrification, molecular differences among in vivo, IVF, and SCNT embryos, and sex-specific developmental regulation. Together, these studies provide insights into embryo quality, developmental competence, and improved reproductive outcomes.*	Exhibit Hall A
6:00 pm–6:30 pm	Social Gathering **Open Bar Sponsored by Reproduction Provisions**	Grand Terrace
6:30 pm–10:00 pm	Awards Reception and Entertainment **Open Bar Sponsored by Reproduction Provisions**	Madison Ballroom

Saturday, September 26 **Audiovisual Sponsored by Boviteq**		
6:30 am–4:00 pm	Registration Open	Exhibit Hall AB Foyer
7:00 am–3:30 pm	Exhibits and Poster Session Open	Exhibit Hall B
7:00 am–8:00 am	The Broken Wagon Ranch House Breakfast *(additional registration required)* Breakfast and beverages will be served in the room. Presented by Dr. Glenn Crumpler (Cattle for Christ) **Sponsored by MAI and PETS**	Meeting Room M
7:00 am–8:00 am	AETA Board of Directors and Committee Chairs Breakfast	Meeting Room N
7:00 am–8:00 am	Breakfast **Sponsored by Astec Bio**	Exhibit Hall B
8:00 am–9:30 am	**AETA Business Meeting**	Exhibit Hall A
8:00 am–9:30 am	**CETA/ACTE Annual General Meeting**	Hall of Ideas G
8:00 am–9:30 am	Student/Technician Session **Hands-On Oocyte Evaluation, Grading, and Postmortem Collection** Presented by Dr. Jennifer Barfield (Colorado State University), Lauren Bell (Trans Ova Genetics), Marianna Jahnke (Iowa State University), Ashley Lansing (DRIVEN Embryo Services), and Kaitlyn Olson (Trans Ova Genetics) *Participants will have the opportunity to learn proper oocyte evaluation and grading. Participants will then look through microscopes at real oocytes to apply that knowledge. Additionally, postmortem oocyte collection will be demonstrated, and participants will also have hands-on opportunities with the procedure.*	Hall of Ideas J
9:30 am–10:15 am	Break and Poster Session: Visit with the exhibitors and sponsors! **Sponsored by ABT 360**	Exhibit Hall B

Saturday, September 26		
10:15 am–11:15 am	**Session 7: Influence of Dry Matter Intake on Cattle Reproduction** Presented by Dr. Roberto Sartori (University of São Paulo) *Data resulting from studies in dairy and beef cattle showing the negative effect of high dry matter intake on oocyte or embryo quality, as well as pregnancy and pregnancy loss.*	Exhibit Hall A
11:15 am–12:15 pm	**Session 8: Pregnancy Loss Associated With Embryo Transfer in Dairy and Beef Cattle** Presented by Dr. Roberto Sartori (University of São Paulo) *This session will review the multiple factors associated with pregnancy loss in dairy and beef cattle in embryo transfer programs.*	Exhibit Hall A
12:15 pm–1:15 pm	Lunch	Exhibit Hall B
12:15 pm–1:15 pm	AETA New Board Lunch	Meeting Room M
12:15 pm–1:15 pm	CETA/ACTE New Board Lunch	Meeting Room N
1:15 pm–2:15 pm	**Session 9: Perspectives and Advances in Small Ruminant IVF: What Do We Know, and Where Are We At?** Presented by Dr. Tad Thompson (Reproduction Specialty Group) *This session reviews the literature and current data to answer two plain questions: what do we know about small ruminant IVF, and where does the field really stand today? We will review published benchmarks, limitations that hold the technology back, oocyte competence, sire and donor variability, seasonality, and the cryopreservation differences. The session will review our recent datasets of more than 740 IVF procedures and 9,000 oocytes from RSG's sheep and goat program. The results will look at what drives success, where the bottlenecks are, and where small ruminant IVF is headed next.*	Exhibit Hall A
2:15 pm–3:00 pm	Break **Sponsored by ABT 360**	Exhibit Hall B
3:00 pm–4:30 pm	**Session 10: Practitioner Forum Roundtable—Victories and Pitfalls of Small Ruminant LAP AI** Moderator: Dr. Tad Thompson (Reproduction Specialty Group) Panelists: Dr. Kale Johnson (Hamilton Veterinary Clinic), Brady Myers (Riverside Animal Clinic), Dr. Christopher Rumsey (Livestock Veterinary Associates), and Dr. Rachel Weiss (Applied Reproductive Concepts) *This roundtable format discussion will highlight the benefits and drawbacks of small ruminant assisted reproductive technologies, including LAP AI and embryo transfer. The expert panel will share their experiences and knowledge on these topics and the small ruminant industry. Q/A with audience participation is expected.*	Exhibit Hall A
4:30 pm–4:45 pm	Closing Remarks **See you in Indianapolis, Indiana, October 21–23, 2027!**	Exhibit Hall A

Continuing Education

AETA Attendees: The scientific program of the 2026 AETA and CETA/ACTE Joint Convention has been approved for 11.75 CE hours for AETA attendees.

CETA/ACTE Attendees: The scientific program of the 2026 AETA and CETA/ACTE Joint Convention has been approved for 10.50 CE hours for CETA/ACTE attendees.

Student/Technician Attendees: The scientific program of the 2026 AETA-CETA/ACTE Joint Convention has been approved for 13.25 hours for student and technician attendees.

Preconference Seminars:

- The Preconference Tour of Reproduction In and Around Madison, WI, has been approved for 8 medical CE hours.
- Lodi Veterinary Care Clinic Preconference: Laparoscopic Artificial Insemination (LAP AI) in Small Ruminants Wetlab has been approved for 8 medical CE hours.
- The morning and afternoon sessions of the Minitube USA Preconference have each been approved for 6.5 medical CE hours.

AAVSB
AMERICAN ASSOCIATION OF VETERINARY STATE BOARDS

RACE
Registry of Approved Continuing Education

Getting Your CE Certificates

Attendees can download certificates from 2024–2025. 2026 certificates will be available for download on September 25, 2026.

Monona Terrace
Maps

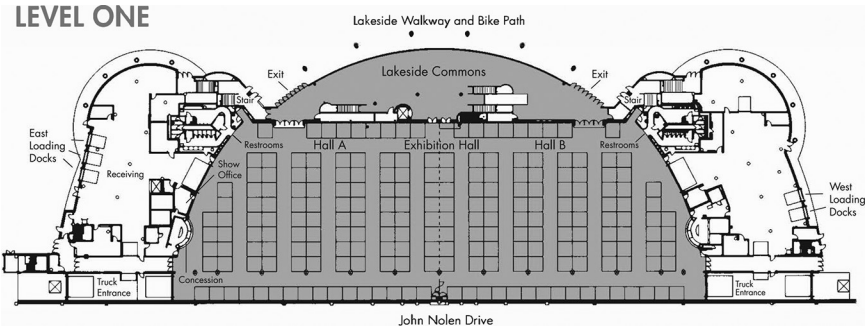

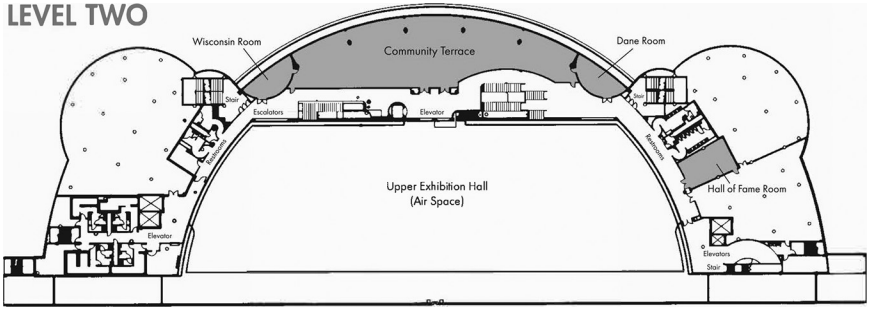

Monona Terrace
Maps

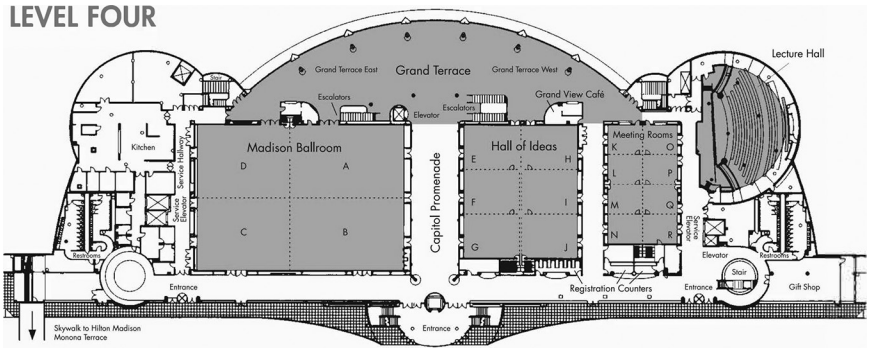

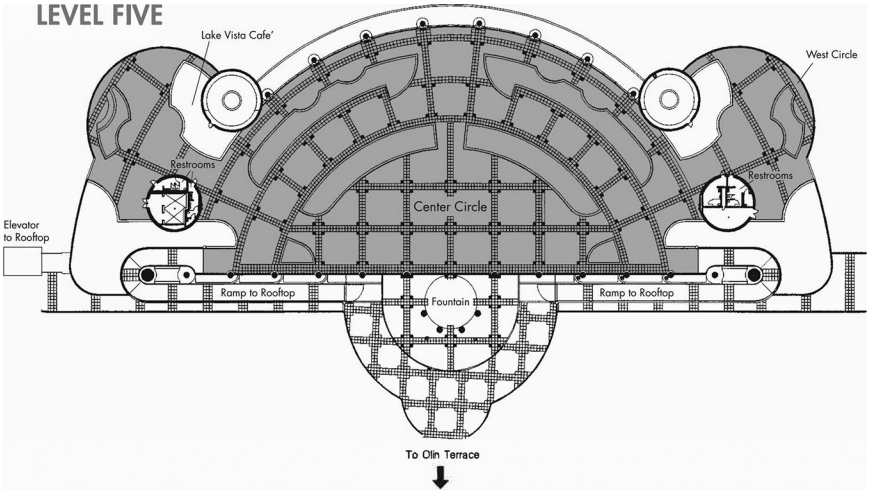

Speakers

Jennifer Barfield, PhD
Colorado State University

Lauren Bell, MS
Trans Ova Genetics

Clay Breiner, DVM
Cross Country Genetics

Ellie Duan, PhD
Cornell University

Marianna Jahnke, MS
Iowa State University

Kale Johnson, DVM
Hamilton Veterinary Clinic

Ashley Lansing
DRIVEN Embryo Services

Megan Lauber, MS
University of Wisconsin–Madison

Brady Myers, DVM
Riverside Animal Clinic

Kaitlyn Olson
Trans Ova Genetics

George Perry, PhD
Texas A&M AgriLife Research

Paula Rodriguez-Villamil, DVM, MVSc, PhD
Genus plc/ABS

Roberto Sartori, PhD
University of São Paulo

Tad Thompson, DVM
Reproduction Specialty Group

Alison Van Eenennaam, PhD
University of California, Davis

Rachel Weiss, DVM
Applied Reproductive Concepts

American Embryo Transfer Association

AETA BOARD OF DIRECTORS

President:	Dr. Kent Bindl – Plymouth, WI
Vice President:	Dr. Tyler Dohlman – Boone, IA
Secretary-Treasurer:	Dr. Vincent Collison – Lake City, IA
Immediate Past President:	Dr. Matthew Bartlett – Hesston, KS
Directors:	Dr. Scott Larsen – Valentine, NE
	Dr. Charles Looney – Hope, AR
	Dr. John Gibbons – Amarillo, TX
	Dr. Rebecca Jacob – Tillamook, OR
	Dr. Tad Thompson – Lebanon, IN

2026 CONVENTION/PROGRAM COMMITTEE

Dr. Tyler Dohlman, Co-Chair
Dr. Justin Kristjansson, Co-Chair
Dr. Matthew Bartlett
Dr. Daniela Demetrio
Dr. John Gibbons

2026 EXHIBIT COMMITTEE

Dr. Justin Helgerson, Chair
Dr. Rodney Bachtell
Dr. William Croushore

AETA OFFICE

1800 South Oak Street, Suite 100
Champaign, IL 61820
Tel: 217-398-2217
Email: aeta@assochq.org
Website: www.aeta.org

CETA/ACTE BOARD OF DIRECTORS

President:	Dr. Adam Haight – Kirkton, ON
Vice President:	Dr. Tyson Buyer – Moose Jaw, SK
Past President:	Dr. Frank Robblee – Kensington, PE
Treasurer:	Dr. Justin Kristjansson – Earl Grey, SK
Directors:	Dr. Beverly Chard – Chilliwack, BC
	Dr. Beausoleil Lauzon – Rivière-du-Loup, QC
	Dr. Jonathan Lehouiller – Bon Conseil, QC
	Dr. Lynn Tait – Bentley, AB
Board Advisors:	Dr. Anne Holmes, CFIA Representative – Ottawa, ON

2026 CETA/ACTE CONVENTION COMMITTEE

Dr. Justin Kristjansson, Co-Chair
Dr. Beausoleil Lauzon, Co-Chair

CETA/ACTE OFFICE

1800 South Oak Street, Suite 100
Champaign, IL 61820
Tel.: 217-356-3182
Email: ceta-acte@assochq.org
Website: www.ceta.ca

A Special Thank You to Our 2026 Joint Convention Sponsors and Exhibitors

Sponsors

DOUBLE PLATINUM

Vetoquinol

PLATINUM

MAI Animal Health

Minitube USA Inc.

Professional Embryo Transfer Supply (PETS)

Reproduction Provisions

GOLD

Trans Ova Genetics

SILVER

Boviteq

BRONZE

ABT 360 LLC

Astec Bio

Partnar Animal Health

Exhibitors

ABT 360 LLC

Advanced Ultrasound Systems

Agtech Inc.

Astec Bio

Boviteq

eDonor Software

EmGenisys

IMV Technologies

IVF Bioscience

K4Solutions

Lifecycle Biotechnologies LLC

MAI Animal Health

Minitube USA Inc.

Nexpring Health

NextGen LifeLabs

Partnar Animal Health Inc.

Professional Embryo Transfer Supply Inc. (PETS)

Reproduction Provisions

Reproduction Specialty Group (RSG)

Solvet

Stroebech Media

Trans Ova Genetics

Universal Imaging Inc.

Vetoquinol

WTA Technologies LLC

Notes

Future Meetings

2027
October 21–23, 2027
JW Marriott Indianapolis
Indianapolis, Indiana

2028
September 7–9, 2028
St. Louis Union Station
St. Louis, Missouri

American Embryo Transfer Association

CETA/ACTE®